



ACEC San Antonio

2023 Capital Improvements Design & Construction Seminar

Tuesday, February 14, 2023

City of San Antonio Capital Programs Update

Razi Hosseini, P.E., R.P.L.S., City Engineer/Director



AGENDA

Overview

FY 2023
Public Works Budget

Program Status

Bond Programs & Capital
Project Delivery

What's New

Grant Funding,
Responsible Bidder's
Ordinance & Heat Illness

FY 2023 Budget & Public Works Overview



PUBLIC WORKS

// Through **innovation** and **dedication**, we **build** and **maintain** San Antonio's *Infrastructure.* //

886

Employees
FY 2023

\$643

Million
FY 2023 Budget

Major Programs



GO Bond & Capital Improvement Programs
(Streets, Drainage, Parks, Facilities)



Streets & Sidewalks
(Street Maintenance, Sidewalk Gaps & Reconstruction)



Storm Water Operations
(Flood Management, Debris Removal, Mowing, Street Sweeping)



Traffic Management
(Signals, Pavement Markings, School Pedestrian Safety)

Infrastructure Maintenance \$154.4 Million

	Amount (\$ in Millions)
Street Maintenance	\$116.0
Sidewalks	21.0
Pavement Markings	5.7
Neighborhood and Mobility Program (NAMP)	4.5
Warranted Traffic Signals	2.8
Alley Maintenance	2.25
Bike Facilities	1.0
Guard Rails	1.0
Quiet Zone	0.2
Total	\$154.4



\$13 Million

More In Infrastructure Maintenance
Compared to FY 2022

FY 2023 Capital Budget by Program

**\$641
Million**

503 Projects

- Public Works to manage 337 projects (67%)
- 281 projects underway in 2023



Streets
\$214 Million



Air Transportation
\$83 Million



Facilities
\$72 Million



Neighborhoods
\$100 Million



Fire Protection
\$3 Million



Drainage
\$42 Million



Libraries
\$10 Million



IT
\$30 Million



Parks
\$72 Million

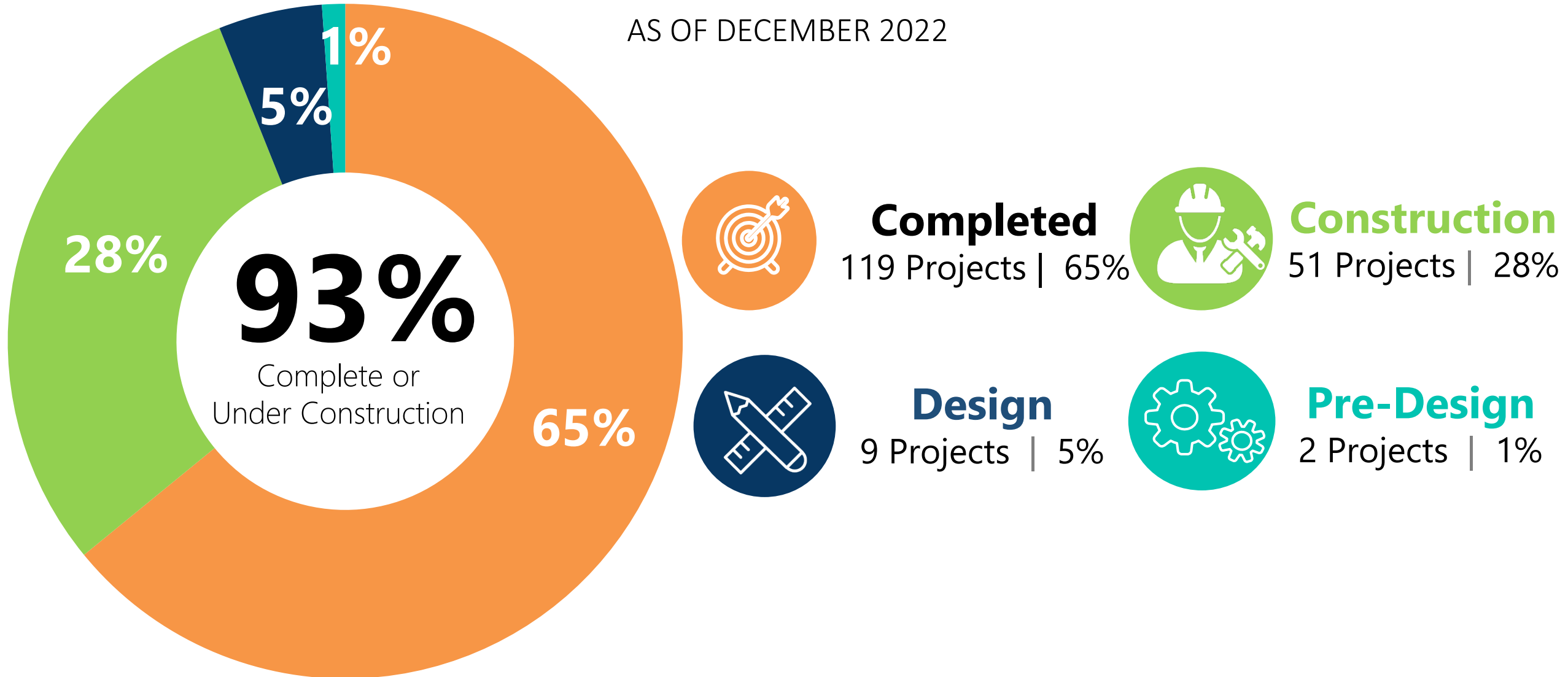


Law Enforcement
\$15 Million

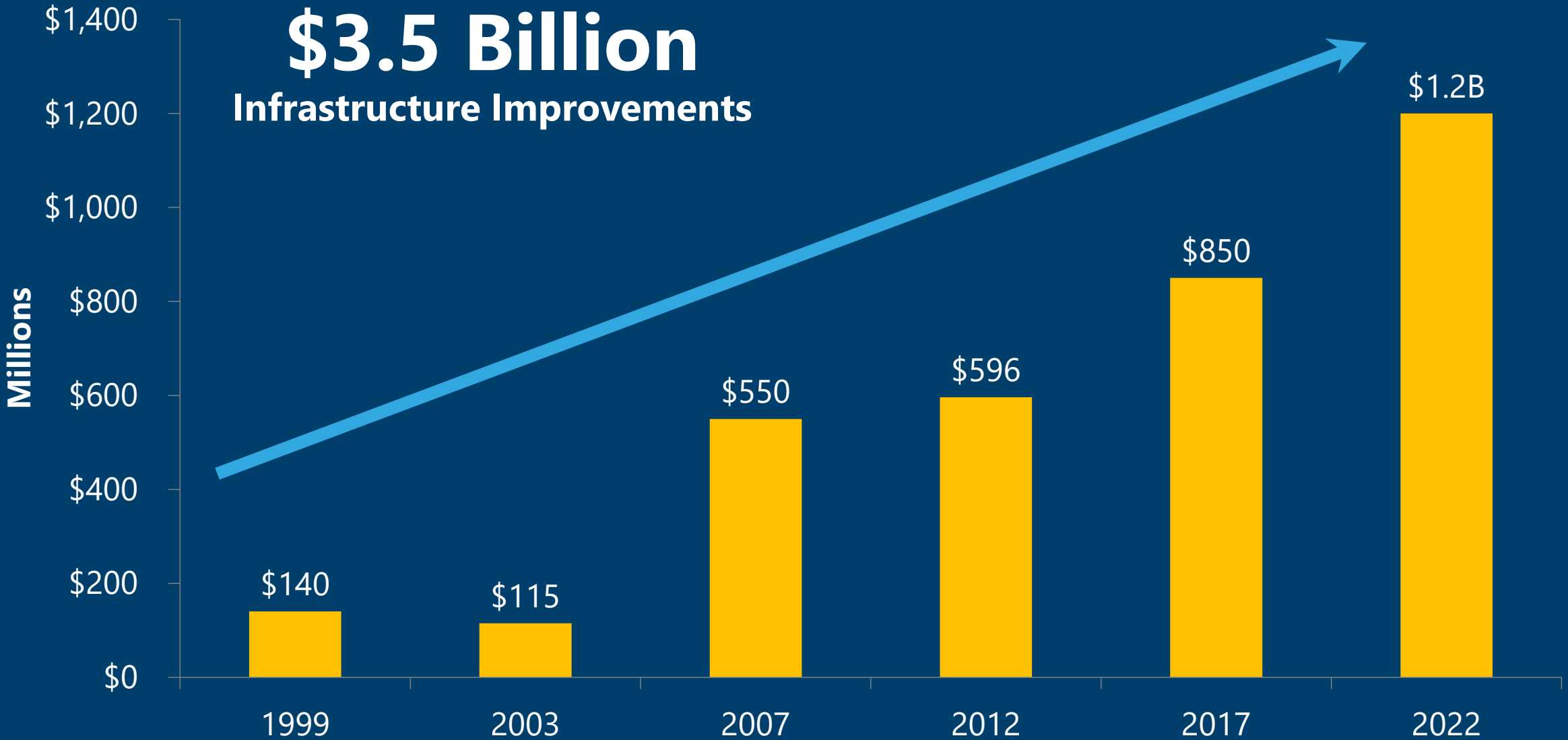
City of San Antonio Bond Programs

2017 Bond Program Status

AS OF DECEMBER 2022



City of San Antonio Bond Program History



2022 Bond Program

\$1.2 Billion



**STREETS, BRIDGES
& SIDEWALKS**

\$472M

62 Projects



**PARKS &
RECREATION**

\$272M

82 Projects



**DRAINAGE &
FLOOD CONTROL**

\$170M

23 Projects



**AFFORDABLE
HOUSING**

\$150M

1 Project

*(5 Priority Funding
Categories)*



**PUBLIC SAFETY
FACILITIES**

\$78M

6 Projects



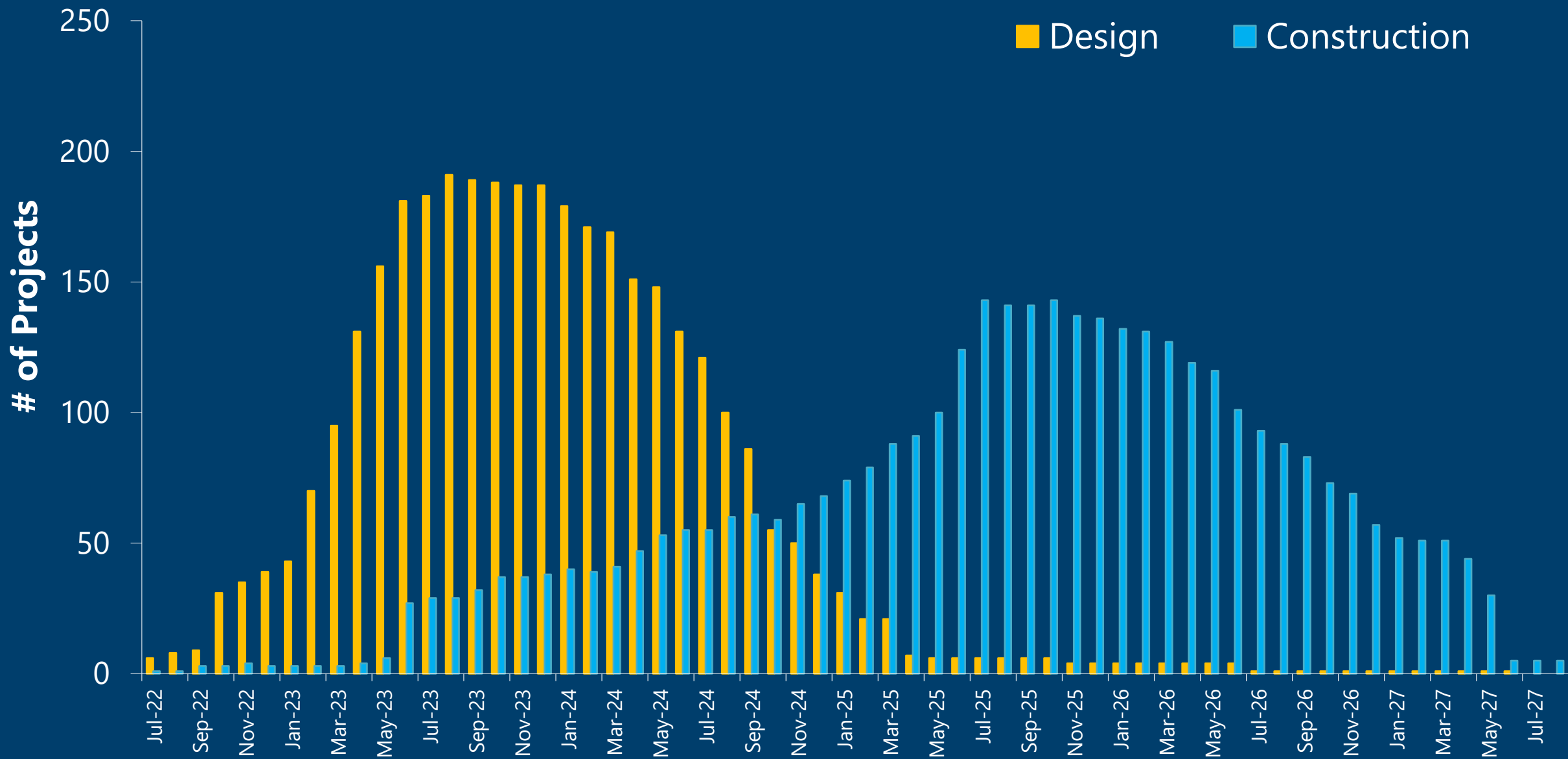
**LIBRARY & CULTURAL
FACILITIES**

\$58M

9 Projects

Total of 183 Projects

2022 Bond Project Timeline



Capital Project Delivery



Construction Ready Projects

2 Projects | \$5.5M




Continuation of previous bond funded projects ready for construction.

Project	Budget
Bynum Avenue Phase 2	\$ 5,000,000
Greater Love Multigenerational & Recreation Center	\$ 500,000

Projects Under Design

14 Projects | \$135.4M



Projects whose design is funded and currently under design.

Project	Budget
Dolorosa (Frio to Flores) TIRZ	\$ 22,000,000
Hemisfair Civic Park	\$ 18,000,000
Port San Antonio Area Streets	\$ 15,000,000
Floyd Curl Drive (Huebner to Charles Katz)	\$ 13,200,000
Bulverde Road (Greenspring to Redland Road)	\$ 13,000,000
Watson Road Phase 1	\$ 12,000,000
Tower of Americas Improvements	\$ 10,000,000
Wurzbach Road @ Vance Jackson	\$ 6,300,000
CW Public Health Facility & Resiliency Improvements (Generators)	\$ 6,130,000
Sonterra Road Extension	\$ 6,000,000
Probandt Street Phase 2	\$ 5,000,000
Cassiano Park	\$ 3,750,000
Brackenridge Park	\$ 2,500,000
S. Zarzamora Street Overpass at UPRR Phase 2	\$ 2,500,000

On-Call Design Consultants

19 Projects | \$134.7M



Projects requiring minimal design and/or expedited delivery.

Project	Budget
District 1-10 F Streets	\$ 110,500,000
Boys and Girls Clubs of San Antonio (Calderon & Eastside Clubhouse)	\$ 7,500,000
Citywide Greenway Connections & Enhancements Linear Greenway	\$ 5,742,275
Citywide Public Health Facility & Resiliency Improvements (Eastside Branch, Northeast, Buena Vista Clinics)	\$ 3,649,000
Quentin Drive Alley Interim Improvements	\$ 973,000
Heritage Neighborhood Park	\$ 800,000
District 7 Parks Shade Enhancements	\$ 750,000
Beitel Creek Linear Greenway	\$ 700,000
Al Rhode Park	\$ 500,000
Beacon Hill Park	\$ 500,000

Project	Budget
Jupe Manor Neighborhood Park	\$ 500,000
Stinson Park (Five Diamonds Little League)	\$ 500,000
Walker Ranch Park	\$ 500,000
Rosedale Park	\$ 375,000
Belmeade Park	\$ 300,000
Feather Ridge Park	\$ 250,000
Florida Street Park	\$ 250,000
Lee's Creek Park	\$ 200,000
North San Antonio Hills Park	\$ 200,000

Partner Agreements

11 Projects | \$282M



Project/Partner	2022 Bond	TIRZ	Partner Funding	Total
San Antonio Zoo	\$ 10,000,000	\$ 10,000,000	\$ 47,000,000	\$ 67,000,000
Brackenridge Park (Sunken Garden Theater)	\$ 5,000,000	\$ 15,000,000	\$ 42,000,000	\$ 62,000,000
Linear Greenway Park (6 Locations SARA Managed)	\$ 42,435,187	-	-	\$ 42,435,187
District 4 Multigenerational Recreational Facility (at Palo Alto College)	\$ 10,000,000	-	\$ 16,892,000	\$ 26,892,000
UTSA Athletics Facilities	\$ 5,000,000	-	\$ 19,500,000	\$ 24,500,000
CW Public Health and Safety Facility & Resiliency Improvements (Meals on Wheels)	\$ 1,000,000	-	\$ 22,700,000	\$ 23,700,000
Texas A&M University Area Streets	\$ 10,600,000	-	\$ 530,000	\$ 11,130,000
San Antonio Botanical Center	\$ 2,500,000	\$ 5,000,000	\$ 800,000	\$ 8,300,000
Mitchell Lake Audubon Center	\$ 6,000,000	-	-	\$ 6,000,000
New Medical Center Area Park	\$ 3,250,000	-	\$ 2,000,000	\$ 5,250,000
ACS Facility Improvements (Petco Love K9 Center)	\$ 2,250,000	-	\$ 2,250,000	\$ 4,500,000



Mass Selection Design Contracts

City Council Approval November 2022

58 Civil Engineering

55 Landscape Architecture

14 Architecture

140

Design Contracts

97

Prime Consultants Selected

Mass Selection Status



- Scoping Development
- Fee Negotiations Underway
- Project Community Meetings



Delivery of the Bond Program



Partnerships

(Utilities, Bexar County, MPO, VIA, SARA, TxDOT & Others)



Continued Department Coordination


(Transportation, Planning, Office of Sustainability & Others)



Community Engagement

(Coordinated Through City Council Offices)





Bond Oversight Advisory Boards

2 New Boards

Streets, Bridges & Sidewalks Storm Water Management

- Serve in advisory capacity to oversee the completion of the City's 2022 Bond Program to ensure efficiency, timeliness and accountability.
- Meet on a quarterly basis to review the progress of the 2022 Bond Program and plan for future funding opportunities.
- City Council recommendation for new appointees.

For More Information

2022 Bond Program Website

<https://www.sanantonio.gov/2022bond>

- Community Meetings
- Calendar of Events
- Project Statuses
- Maps



What's New

Bipartisan Infrastructure Law (BIL) Grant Programs

Federal Grant Opportunities



Railroad Crossing Elimination Grant

- Funding projects to enhance and improve the safety and health of communities through elimination of railroad crossings, reduced freight movement and railroad impacts on underserved communities.
- Application submitted in October 2022

Project
Rittman and Gibbs Sprawl Overpass

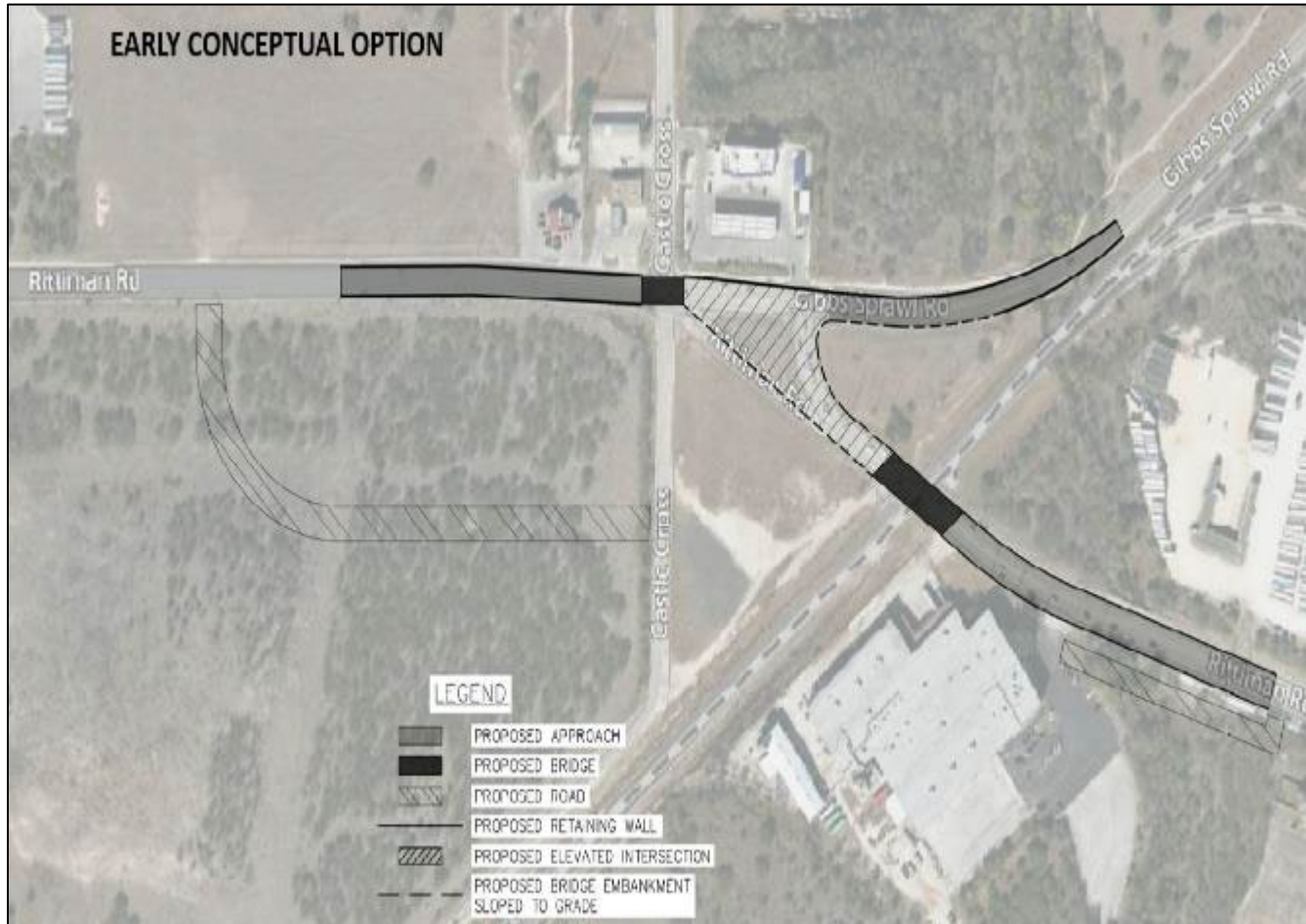
Rebuilding American Infrastructure with Sustainability and Equity (RAISE)

- Funding projects to address infrastructure improvements and enhancements that have significant local and regional impact.
- Application to be submitted in February 2023

Project
Culebra Corridor

Railroad Crossing Elimination Grant

City of San Antonio: Rittman Road & Gibbs Sprawl Road Overpass



PROJECT COST ESTIMATE

- \$32 MILLION TO \$40 MILLION

CURRENT FACILITIES & CHALLENGES

- Traffic volume and congestion

PROPOSED IMPROVEMENTS

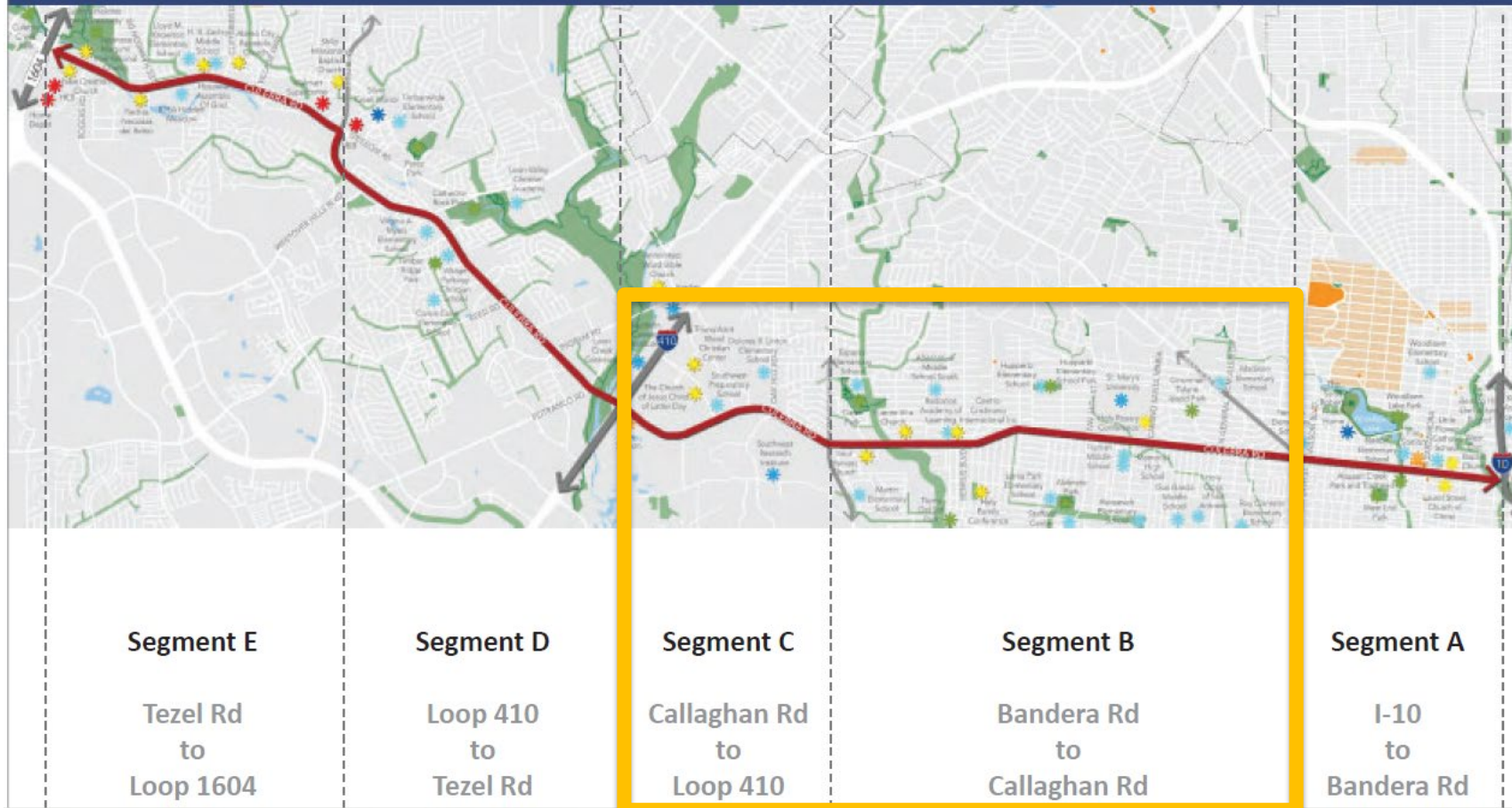
- Reconstruct Rittman Road, Gibbs Sprawl Road, and Castle Cross overpass
- Improve rail crossing for motorists
- Ensure safety for the mobility of freight and goods

RAISE Grant

City of San Antonio: Culebra Road



Distinct Corridor Segments



PROJECT COST ESTIMATE

- Total Planning Costs: \$10.6M
- City Applying for \$7.6M
- City's Participation: \$3M

PROJECT LIMITS

- Segments B & C (4.86 miles)

PROJECT PROPOSAL

- Planning grant to address safety, multimodal corridor uses.

APPLICATION DEADLINE

- February 28, 2023

2023 Transportation Alternatives (TA)

Federal Grant Opportunities



- TxDOT released call for projects in December 2022
- Funding projects for variety of alternative transportation projects that enhance and improve safety for bicycle and pedestrians:
 - Bicycle infrastructure improvements
 - Shared use paths
 - Sidewalks improvements
 - Development of active transportation planning documents

Projects

- Old Hwy 90 Phase 2
 - Market St. Cycle Track
 - City Wide Pedestrian Crossings & Accessibility Ramps
-
- Application submitted in January 2023

Who Ordinance Applies To?

Contractors for low-bid construction contracts.

Responsible Bidder Criteria



Awarding contracts or entering into agreements with contractors:

- Not indebted to the City
- Not involved in any active frivolous claim or litigation against the City
- Does not fail to disclose a violation of criminal law
- Has not had previous contract terminated
- With a history of performing contractual obligations (i.e. quality and timely work)

Scorecards



Contractor Scorecard

20%	Contract Requirements
20%	Schedule
10%	Budget
20%	Quality
20%	Responsiveness
10%	Project Close-Out

City Project Team & Consultant Scorecard

40%	Responsiveness
10%	Issue Resolution
10%	Payments
40%	Consultant (Quality, Responsiveness & Issue Resolution)

Scorecard Resulting in “Not a Responsible Bidder”



- Firm with a history of poor performance of its contractual obligations, including any noncompliance with project requirements.
- City project scorecards rated below 70% within the past 3 years.
- Time Out Phase:
 - 3 Years
 - Provide operation improvements

Heat Illness Prevention for Construction Workers



Council Consideration Request

District 7 Councilmember Ana E. Sandoval

District 4 Councilmember Dr. Andriana Rocha Garcia

Request

Creation of an ad hoc task force charged with evaluating and recommending heat illness prevention measures the City and Construction industry can take to ensure construction worker safety.



Heat Illness Prevention – Next Steps



- Assembled a Task Force comprised of City departments, a health expert and contractors to compile information and recommendation(s).
- Task Force meetings currently underway.
- Compiled information and recommendations will be presented to City Council.



Proposed FY 2023 Budget & Capital Project Delivery Status

ACEC San Antonio
2023 Capital Improvements Design & Construction Seminar

Questions?